

The makers of:

“The Ultimate Tripod”

“The Ultimate Cliploader”

“The Ultimate Trail  
Camera Mount”

“The Lightnin’ Grip  
Loader”

McFadden Machine Co., Inc.

160 Hill Road

Blairsville PA 15717

PH 724-459-9278

FAX 724-459-0735

[bjamison@mcfaden.com](mailto:bjamison@mcfaden.com)

[durcek@mcfaden.com](mailto:durcek@mcfaden.com)

[djamison@mcfaden.com](mailto:djamison@mcfaden.com)

[www.mcfaden.com](http://www.mcfaden.com)

Lightnin’ Grip Loader

Adapter #20

ISSC MK22 /

Anschutz RX22



The makers of:

“The Ultimate Tripod”

“The Ultimate Cliploader”

“The Ultimate Trail  
Camera Mount”

“The Lightnin’ Grip  
Loader”

McFadden Machine Co., Inc.

160 Hill Road

Blairsville PA 15717

PH 724-459-9278

FAX 724-459-0735

[bjamison@mcfaden.com](mailto:bjamison@mcfaden.com)

[durcek@mcfaden.com](mailto:durcek@mcfaden.com)

[djamison@mcfaden.com](mailto:djamison@mcfaden.com)

[www.mcfaden.com](http://www.mcfaden.com)

Lightnin’ Grip Loader

Adapter #20

ISSC MK22 /


Anschutz RX22




## **Adapter INSTRUCTIONS**

for ISSC MK22/  
Anschutz RX22

Hold the loader in your left hand, and press the adapter lock with your thumb. With your right hand, hook the Mag Adapter into the top of the Lightnin' Grip Loader and swing the bottom into the slot. Take your thumb off of the lock button. It should pop out to the locked position when the adapter is in fully seated.



Insert your magazine into the adapter until it latches into notch.




To remove the magazine, while holding like pictured above, gently press out on latch and pull out.

Continue to **Lightnin' Grip Loader INSTRUCTIONS**


## **Adapter INSTRUCTIONS**

for ISSC MK22/  
Anschutz RX22

Hold the loader in your left hand, and press the adapter lock with your thumb. With your right hand, hook the Mag Adapter into the top of the Lightnin' Grip Loader and swing the bottom into the slot. Take your thumb off of the lock button. It should pop out to the locked position when the adapter is in fully seated.



Insert your magazine into the adapter until it latches into notch.



To remove the magazine, while holding like pictured above, gently press out on latch and pull out.

Continue to **Lightnin' Grip Loader INSTRUCTIONS**