


## **Adapter INSTRUCTIONS**

for Smith& Wesson M&P 15-22

Hold the loader in your left hand, and press the adapter lock with your thumb. With your right hand, hook the Mag Adapter into the top of the Lightnin' Grip Loader and swing the bottom into the slot. Take your thumb off of the lock button. It should pop out to the locked position when the adapter is in fully seated.




Insert your magazine into the adapter until it latches into notch




## **Adapter INSTRUCTIONS**

for Smith& Wesson M&P 15-22

Hold the loader in your left hand, and press the adapter lock with your thumb. With your right hand, hook the Mag Adapter into the top of the Lightnin' Grip Loader and swing the bottom into the slot. Take your thumb off of the lock button. It should pop out to the locked position when the adapter is in fully seated.



Insert your magazine into the adapter until it latches into notch



To remove the magazine, while holding like pictured above, gently press down on latch and pull out.

Continue to **Lightnin' Grip Loader INSTRUCTIONS**



To remove the magazine, while holding like pictured above, gently press down on latch and pull out.

Continue to **Lightnin' Grip Loader INSTRUCTIONS**